



# SCENARIOS FORUM 2022

## Conference Guide

.....	1
<i>Key Dates</i> .....	2
<i>Online participation in the Scenarios Forum 2022</i> .....	3
<i>Step by Step Registration</i> .....	4
Register for Scenarios Forum .....	4
Join the event platform.....	6
Scenarios Forum Team contact.....	7

## Key Dates

<b>Important event</b>	<b>Deadline</b>
Registration opens	<b>1 April 2022</b>
Announcement of program	<b>7 April 2022</b>
Online Conference period	<b>7-17 June 2022</b>
CONFERENCE STARTS!	<b>20 June 2022</b>
Virtual Registration Closes	<b>Through 22 June 2022</b>

# Online participation in the Scenarios Forum 2022

The Scenarios Forum 2022 will use the IIASA Connect platform for online participation by on-site and remote participants.

Since we will have 7 parallel streams at the conference, even on-site participants will not be able to participate in most of the on-site sessions. Moreover, we are space constrained on-site and expect many online participants. We plan to organize activities on the online conference platform before and after conference, with the main aim to make remote participation as meaningful as possible. In doing so, we go beyond livestreaming the on-site activities, but provide an online platform for discussion and Q&A on each session, presentation, and poster. The planned online activities are the following:

- All presenters of oral presentation will be asked to record their presentation and upload this to the online conference platform before 1 June 2022
- All presenters of virtual posters and on-site posters, will post their virtual posters on the online conference platform before 1 June 2022
- Before the Scenarios Forum 2022
  - During the two weeks before the conference, between 7-17 June 2022, both remote and on-site participants can use the conference platform for the following activities:
    - Watch recordings of all presentations and the posters
    - Ask questions to the presenters
    - Discuss the topics of the sessions with the presenters and organizers.
    - Each session will indicate two days in the period 7-17 June, during which they will be active online and respond to discussions and questions.
- During the Scenarios Forum 2022:
  - For the on-site sessions, session organizers and presenters can discuss whether to adjust the content of their session based on the online discussions before the Scenarios Forum.
  - Plenary sessions and Research Sessions will be livestreamed on the conference platform and remote participants can ask questions (which will be brought into the on-site discussions by the session organizers)
  - Workshop sessions will be recorded and posted on the conference platform for online viewing afterwards. Additional written discussion can continue on the online platform.
- After the Scenarios Forum 2022:
  - At the end of the Summer 2022, we will organize an ICONICS Webinar with the main conclusions and next steps of the scenario process. This webinar will continue the discussions of the final plenary session, but with more input from the online participants and after on-site participants have had a chance to view the recordings of parallel sessions that they missed during the conference.
  - ICONICS plans to keep using the IIASA Connect platform for the ICONICS Community, to host webinars and facilitate discussions in the scenarios community.

# Step by Step Registration

## Register for Scenarios Forum

- Step 1: Visit this event page: <https://connect.iiasa.ac.at/events/84554>
- Step 2: Click "Register for this event".
- Step 3: Select your ticket type and number of tickets needed (in case you are registering more than 1 participant):

Available Tickets		
Digital interactive platform access	€75	0

- Step 4: Click
- Step 5: Enter your information

Ticket 1 • Digital interactive platform access

Choose attendee\*

Other

First name\* Last name\*


Email address\* Organization name \*

Phone number \* Country \*

Gender \*

- Step 6: Click
- Step 7: Enter your details and billing information
- Step 8: Click
- Step 9: Select a payment method:
  - ✓ Paypal: if you have a Paypal account/are a Paypal user

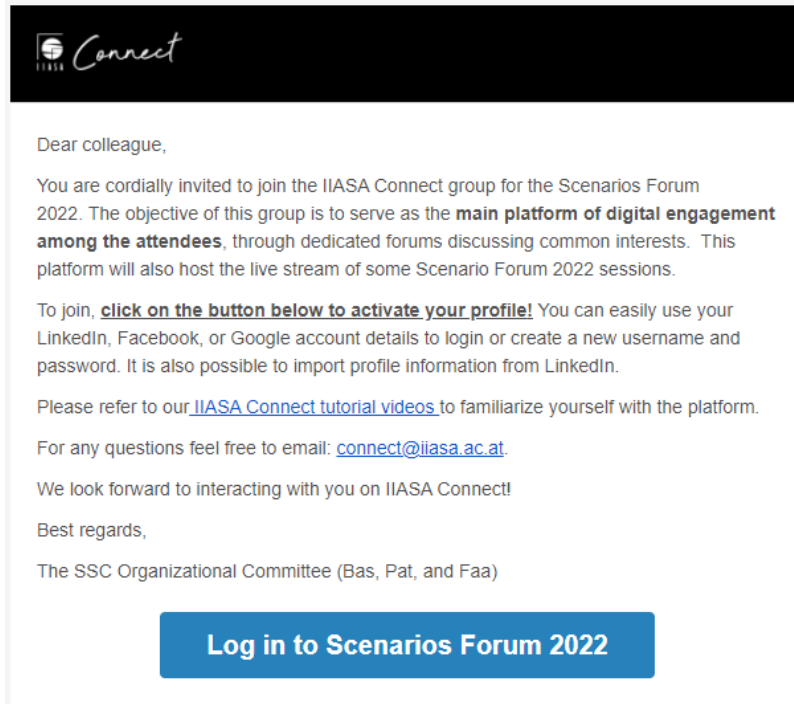
✓ Credit or Debit Card if you do not use Paypal.

- Step 10: Enter your payment information and click  Pay now
- Step 11: A successful transaction message will appear on the screen.
- Step 12: You will then receive an email confirmation including your ticket receipt and a QR code.
- Step 13: Receive an invitation to join the virtual platform for the event called "IIASA Connect" (within 1 business day of your registration).

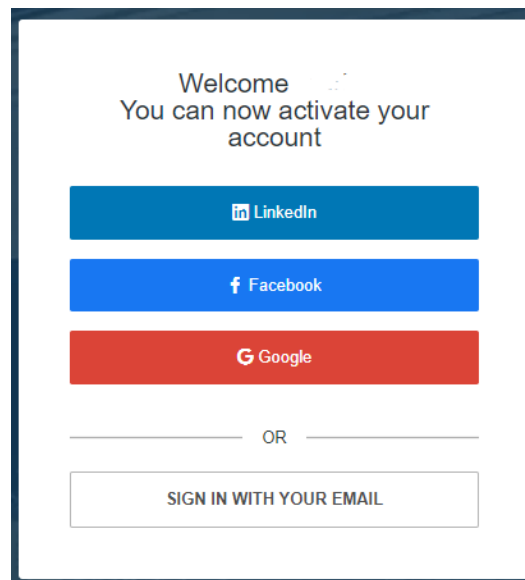
## Join the event platform

The IIASA Connect event platform will host links and resources for the conference, attendee profiles and networking, conference posters as well as relevant information on the venue and updates on the scientific program.

- Step 14: Following the registration process, the organizers will send an invitation to join our online platform.



- Step 15: Click the "Log in to Scenarios Forum 2022" button
- Step 16: You can decide to login to the platform using your LinkedIn/Facebook/Google details or to create a new username and password.



- Step 17: Fill in the form with your personal information and click "log in".
- Step 18: Update your profile with the information you want to share with other attendees

*Note: You can always go back and update your profile anytime by clicking on your avatar in the top right corner of the platform and then "My Profile"*

- Step 19: You now have access to the Scenarios Forum online platform! You can:
  - ✓ [Visit the conference group to get updates](#)
  - ✓ [Consult the program](#)
  - ✓ [See who else is participating and network with them.](#)
  - ✓ [Access the conference live stream](#)
  - ✓ [Access conference posters and interact with presenters](#)
  - ✓ [Update your notification parameters.](#)

## **Scenarios Forum Team contact**

Any further questions? Reach us at [scenariosforum2022@iiasa.ac.at](mailto:scenariosforum2022@iiasa.ac.at) !